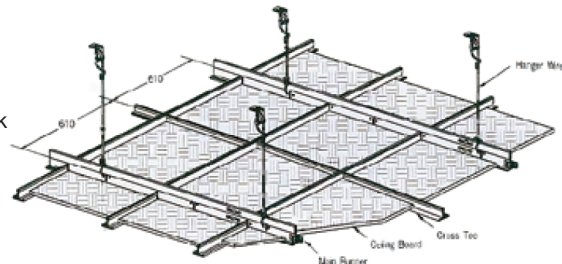



• Instructions for Installation and Maintenance

- The mineral fibre ceiling panel shall be purchased from an approved distributor and installation shall be carried out by an approved ceiling contractor in accordance with the CMAX instruction guide and best industry practise.
- Installation shall be done in normal controlled environment free from excessive humidity of not more than 95%, chemical fumes and vibration.
- All necessary services/M & E works in the ceiling void are completed as well as plastering, concrete, tiling or any other wet work should be complete and dry prior to the installation of CMAX ceiling materials.
- Storage on site should be secure and fully protected from the weather with cartons and must be kept clean and dry, flat and free from large variations of humidity and temperature. Ceiling materials stored on the floor should be level, flat and protected against possible moisture attack with protective panels or sheets between the materials and the floor.
- All windows and doors should be in place after installation of CMAX ceiling panels. Ventilating and air-conditioning system should be installed and functional in order to maintain proper temperature and humidity conditions.



Mineral Fiber Acoustic Ceiling Panels

• Certificate




CE CERTIFICATE



SONCAP CERTIFICATE



SIRIM Test Report - BS476 - Part 7-1



SIRIM Test Report - BS476 - Part 6-1

Distribute By



CNBM International Corporation

